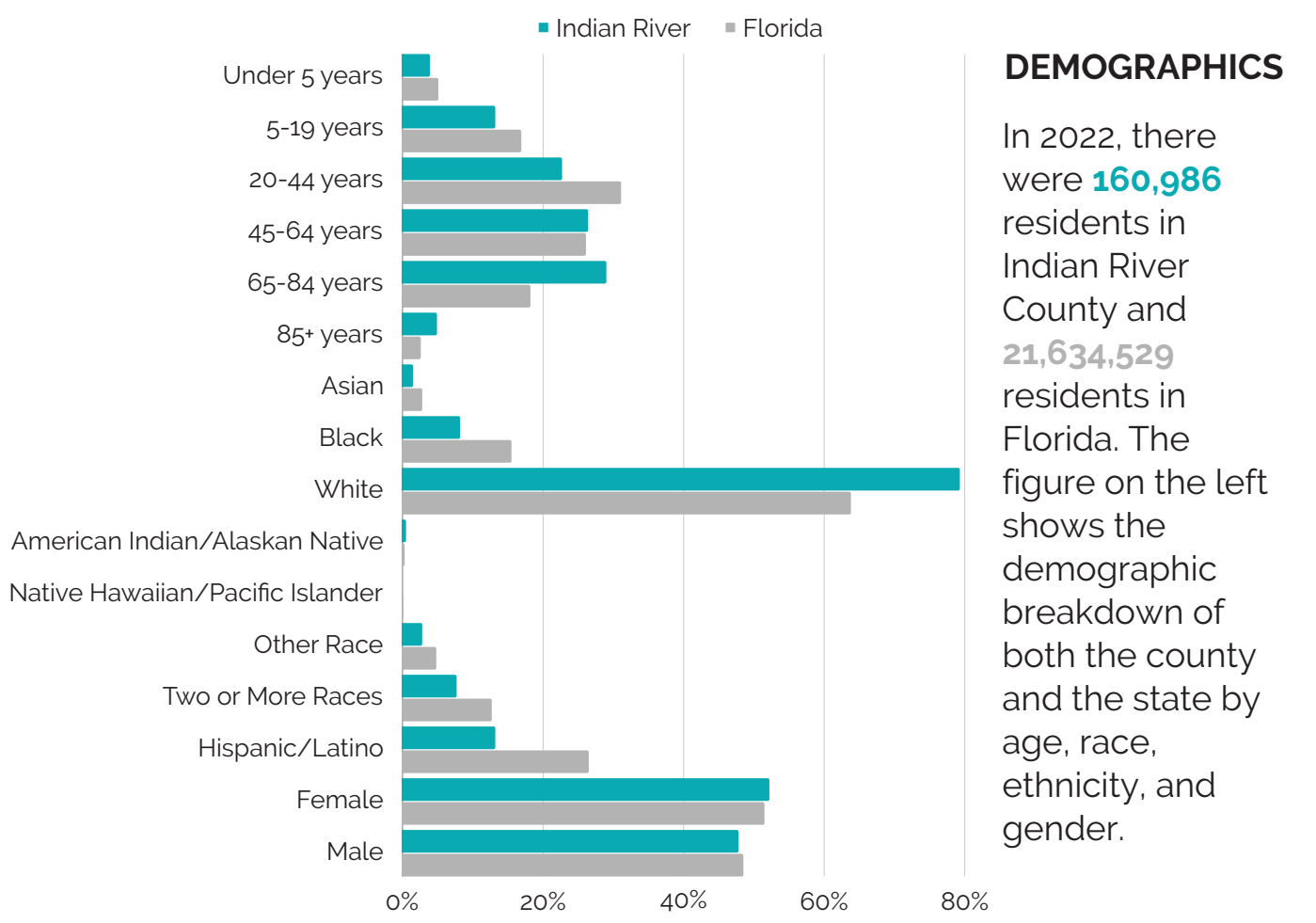


Indian River County



DEMOGRAPHICS

In 2022, there were **160,986** residents in Indian River County and **21,634,529** residents in Florida. The figure on the left shows the demographic breakdown of both the county and the state by age, race, ethnicity, and gender.

LEADING CAUSES OF DEATH (RATE PER 100,000)

01 Heart Disease
 Indian River County: 155.2
 Florida: 146.9

02 Cancer
 Indian River County: 144.3
 Florida: 138.8

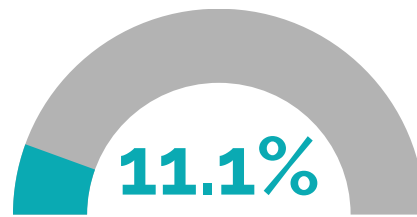
03 Stroke
 Indian River County: 82.9
 Florida: 47.6

04 Unintentional Injury
 Indian River County: 78.7
 Florida: 69.4

05 COVID-19
 Indian River County: 29.1
 Florida: 35.8

UNINSURED

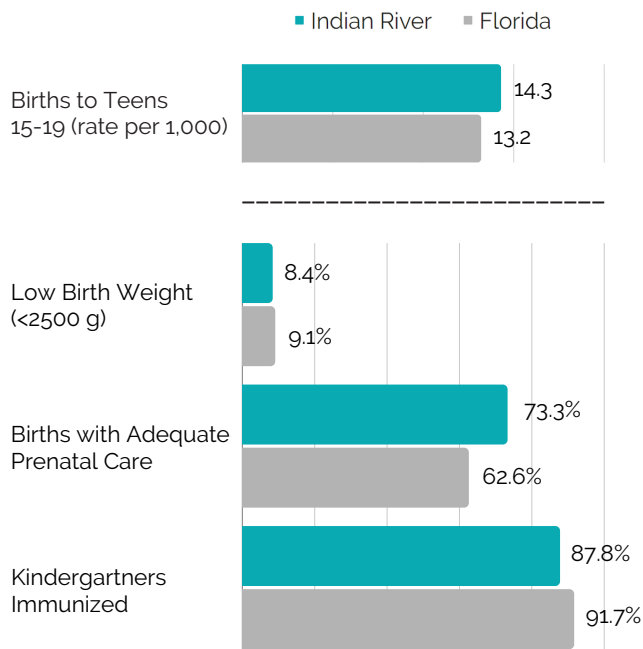
In 2022, **11.1%** of residents were uninsured in Indian River County, compared to **12.3%** in Florida.



MATERNAL, INFANT, & CHILD HEALTH

In 2022, the birth rate in Indian River County was **7.6 per 1,000 total population**, compared to **10.0 per 1,000 total population** in Florida.

In 2022, the infant mortality rate in Indian River County was **8.8 per 1,000 live births**, compared to **6.0 per 1,000 live births** in Florida.



SOCIOECONOMICS

Indicator	Indian River	Florida
Per Capita Income	\$44,102	\$38,850
Median Household Income	\$67,543	\$67,917
Families Below Poverty Level	7.1%	9.1%
Unemployment	5.9%	5.0%
H.S. Graduate or Higher	91.4%	89.3%
Bachelor's Degree or Higher	32.7%	32.3%
PK-12 Students Eligible for Free/Reduced Lunch	59.4%	71.3%

HEALTH PROFESSIONAL SHORTAGE AREAS & MEDICALLY UNDERSERVED AREAS/POPULATIONS

Primary Care Shortage Areas
 Low-income population of Indian River County; Treasure Coast Community Health, Inc.; Whole Family Health Center, Inc.

Dental Health
 Low-income population of Indian River County; Treasure Coast Community Health, Inc.; Whole Family Health Center, Inc.

Mental Health
 Low-income population of Indian River County; Treasure Coast Community Health, Inc.; Whole Family Health Center, Inc.

Medically Underserved
 Low-income population of Indian River County

HEALTHCARE UTILIZATION

Nursing Home Occupancy (Rate): 49.7%

Hospitalizations (Count): 22,464

Emergency Department Visits (Count): 64,324