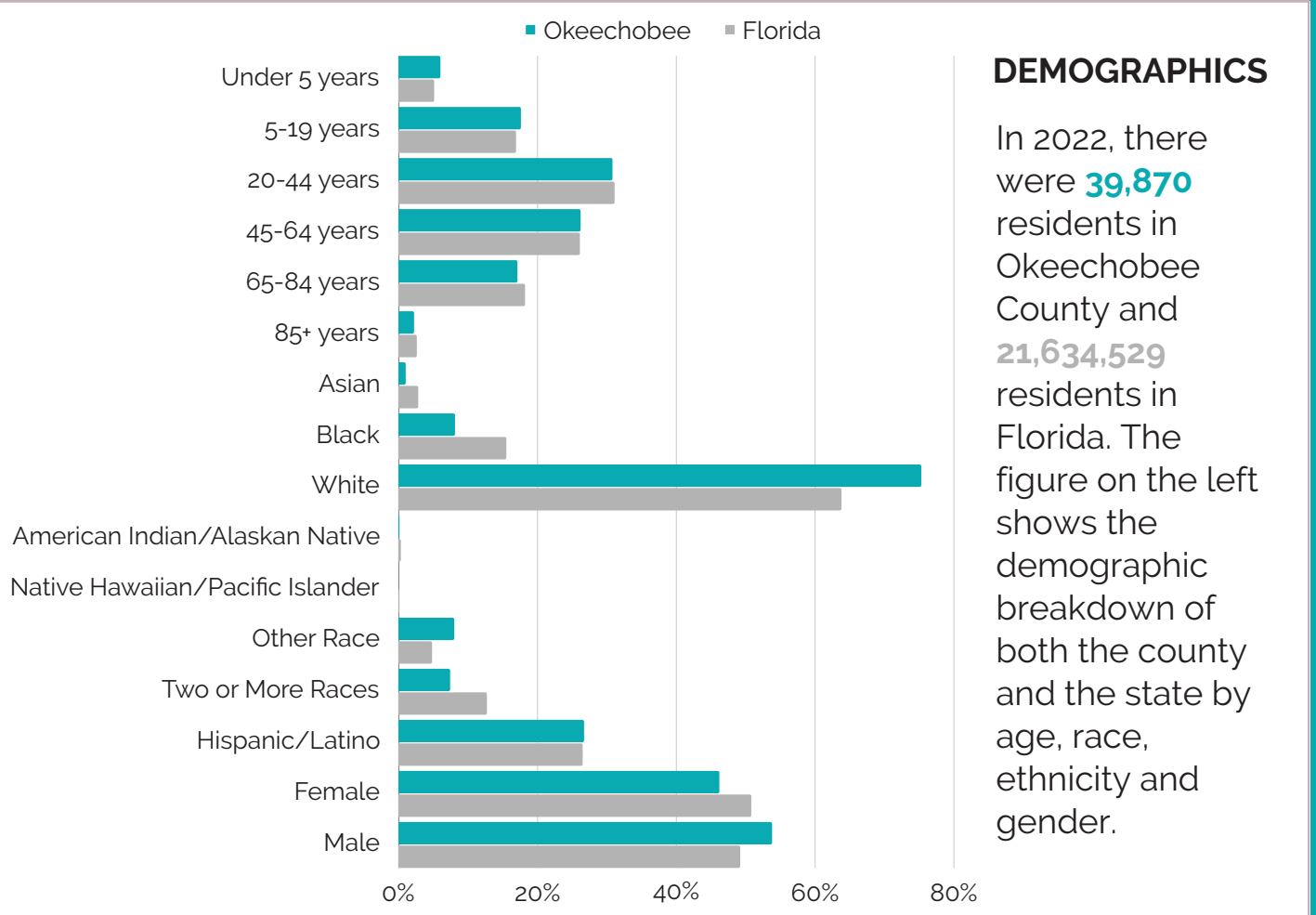


Okeechobee County



DEMOGRAPHICS

In 2022, there were **39,870** residents in Okeechobee County and **21,634,529** residents in Florida. The figure on the left shows the demographic breakdown of both the county and the state by age, race, ethnicity and gender.

LEADING CAUSES OF DEATH (RATE PER 100,000)

01 Heart Disease
Okeechobee County: 266.6
Florida: 146.9

02 Cancer
Okeechobee County: 208.4
Florida: 138.8

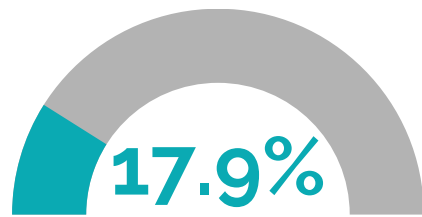
03 Unintentional Injury
Okeechobee County: 102.4
Florida: 69.4

04 Chronic Lower Respiratory Disease
Okeechobee County: 62.5
Florida: 31.8

05 Stroke
Okeechobee County: 54.8
Florida: 47.6

UNINSURED

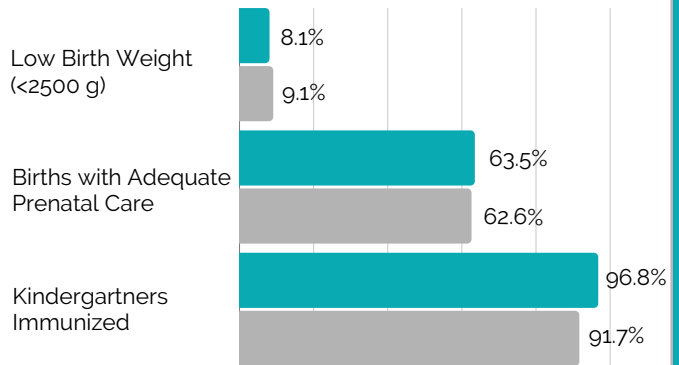
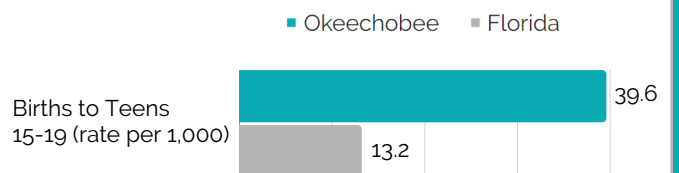
In 2022, **17.9%** of residents under 65 years old were uninsured in Okeechobee County, compared to **12.3%** in Florida.



MATERNAL, INFANT, & CHILD HEALTH

In 2022, the birth rate in Okeechobee County was **13.5 per 1,000 population**, compared to **10.0 per 1,000 population** in Florida.

In 2022, the infant mortality rate in Okeechobee County was **3.8 per 1,000 live births**, compared to **6.0 per 1,000 live births** in Florida.



SOCIOECONOMICS

Indicator	Okeechobee	Florida
Per Capita Income	\$29,904	\$38,850
Median Household Income	\$50,476	\$67,917
Families Below Poverty Level	14.0%	9.1%
Unemployment	6.1%	5.0%
H.S. Graduate or Higher	79.9%	89.3%
Bachelor's Degree or Higher	16.8%	32.3%
PK-12 Students Eligible for Free / Reduced Lunch	98.2%	71.3%

HEALTH PROFESSIONAL SHORTAGE AREAS AND MEDICALLY UNDERSERVED AREAS/POPULATIONS

Primary Care
Low-income population of Okeechobee County; Okeechobee Correctional Institution; Florida Community Health Centers, Inc.

Dental Health
Low-income population of Okeechobee County; Okeechobee Correctional Institution; Florida Community Health Centers, Inc.

Mental Health
High needs geographic area of Okeechobee County; Okeechobee Correctional Institution; Florida Community Health Centers, Inc.

Medically Underserved
Low-income/migrant farmworker population of Okeechobee County

HEALTHCARE UTILIZATION

Nursing Home Occupancy (Rate): 79.5%
Hospitalizations (Count): 7,422
Emergency Department Visits (Count): 25,938